




2" x 2" in



5 x 5 cm

STOP: Print this page first. Measure the scaling squares before printing out the other pages. If it is correct, continue printing the rest of the pages.




COLLA
6M BA
CUT 1

AR
BY SLEEPER

3

SLEEV

4





BACK
6M BABY SLEEPER

CUT 1 ON FOLD

Place on Fold

Place on Fold

FRONT

6M BABY SLEEVE

CUT 1 ON FOLD

6M B
CUT 2

PER

D

ON FOLD


ABY SLEEPER

2

12

EEPER

17



A large, light gray number '18' is displayed. A thick, dark gray diagonal line runs from the top left towards the bottom right, passing through the center of the number.

SNAPS FACING
6M BABY SLEEPER
CUT 2 ON FOLD

19

SLEEVE CUFF
6M BABY SLEEPER
CUT 2

LEG CUFF
6M BABY SL
CUT 2

FF
LEEPER